



Periodic Logistics Review

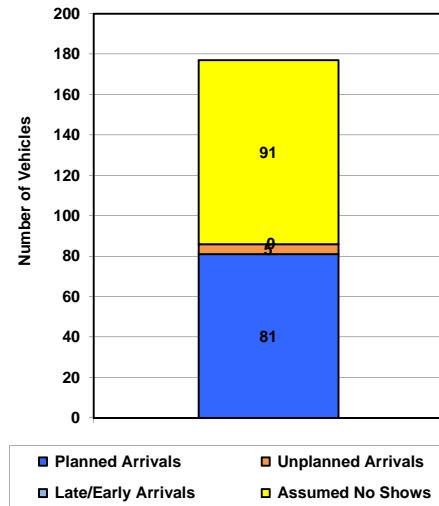
(All) Site(s): Eleanor Street Shaft
Period: 2016/17-P02

Date	Vehicles in Plan	Assumed No Shows	Planned Arrivals	Late/Early Arrivals	Unplanned Arrivals	Total Arrivals
01/05/2016	0	0	0	0	0	0
02/05/2016	0	0	0	0	0	0
03/05/2016	23	8	15	0	1	16
04/05/2016	9	5	4	0	0	4
05/05/2016	9	4	5	0	0	5
06/05/2016	8	2	6	0	0	6
07/05/2016	3	3	0	0	0	0
08/05/2016	0	0	0	0	0	0
09/05/2016	6	4	2	0	0	2
10/05/2016	11	7	4	0	0	4
11/05/2016	6	4	2	0	0	2
12/05/2016	9	4	5	0	0	5
13/05/2016	7	5	2	0	1	3
14/05/2016	2	2	0	0	0	0
15/05/2016	0	0	0	0	0	0
16/05/2016	7	4	3	0	0	3
17/05/2016	9	5	4	0	0	4
18/05/2016	9	3	6	0	0	6
19/05/2016	9	6	3	0	0	3
20/05/2016	7	1	6	0	2	8
21/05/2016	0	0	0	0	0	0
22/05/2016	0	0	0	0	0	0
23/05/2016	7	5	2	0	0	2
24/05/2016	7	5	2	0	0	2
25/05/2016	6	5	1	0	0	1
26/05/2016	8	3	5	0	0	5
27/05/2016	10	6	4	0	1	5
28/05/2016	0	0	0	0	0	0
Total	172	91	81	0	5	86
Percentages		53%	94%	0%	6%	

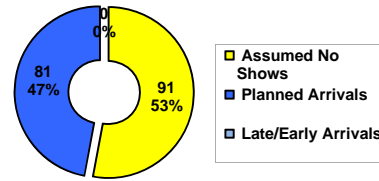
Comments:

No comments

Period Arrivals Summary

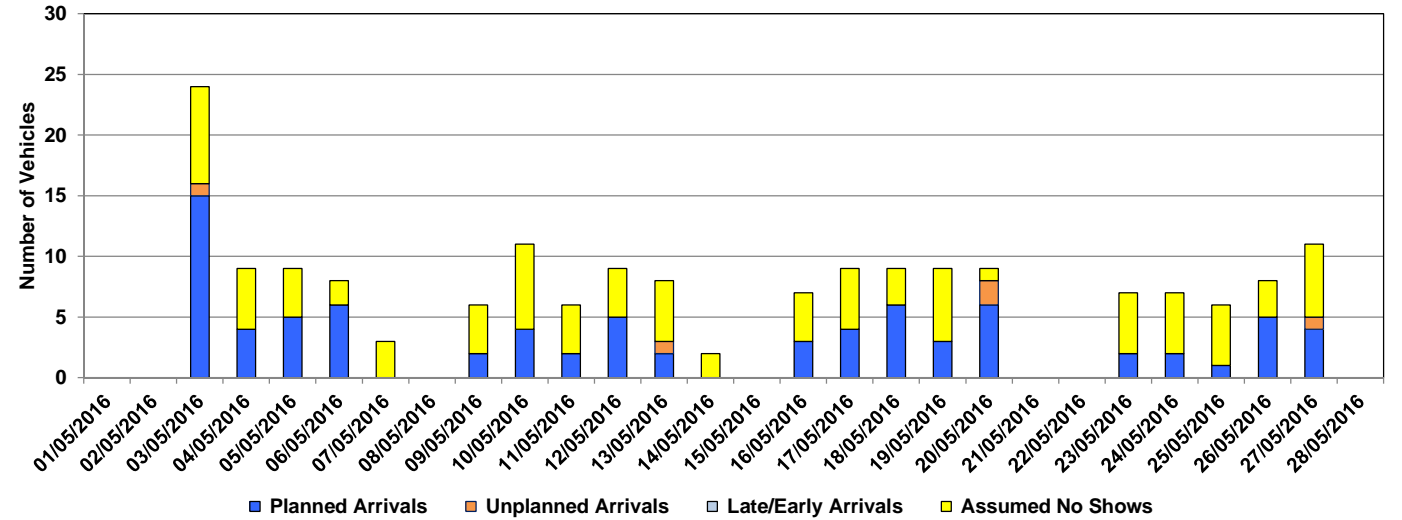


Planned Arrivals and No Shows as a % of Total Planned Vehicles

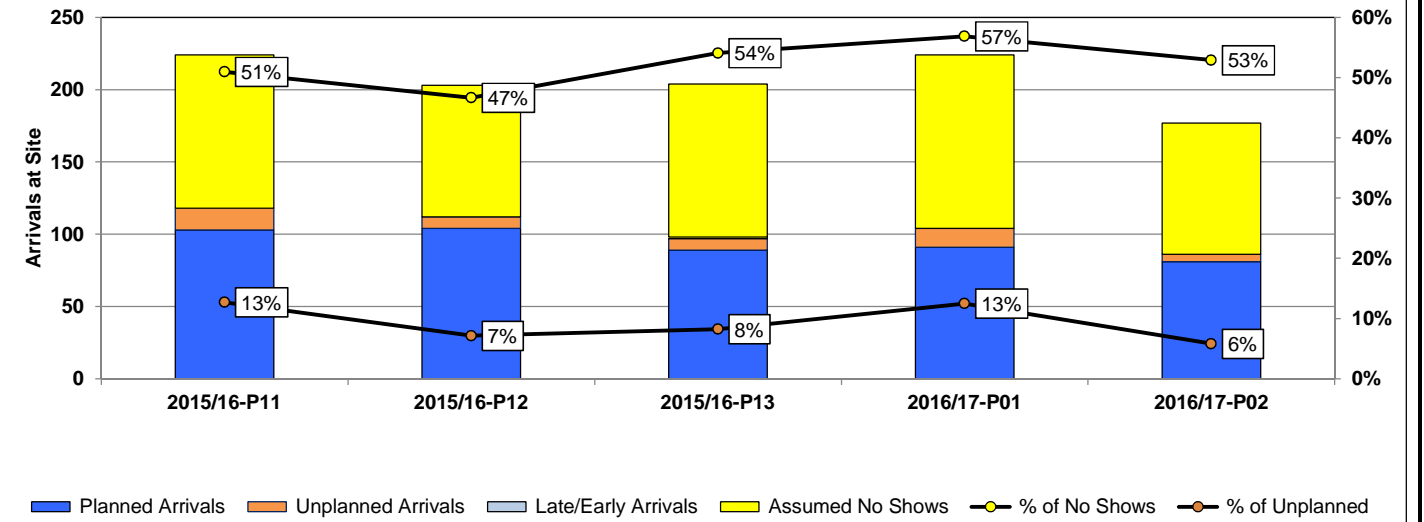


Total Planned Vehicles: 172

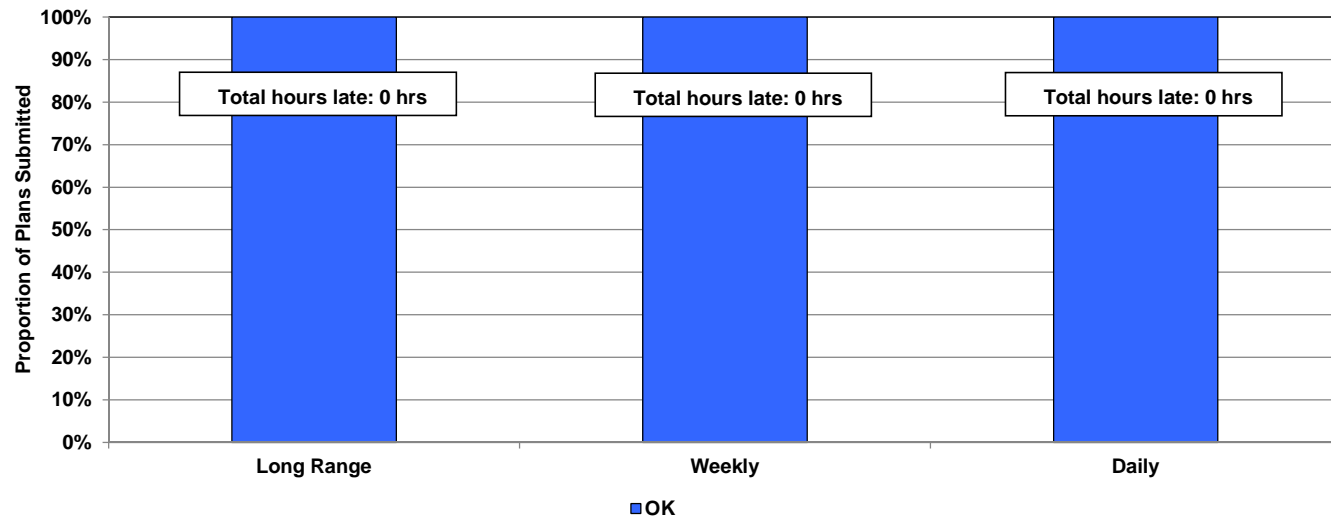
Daily Arrivals



13 Period Arrivals



Plan Submission



Plan Variance

