

# Quality Dashboard - 2022/23 Period 01 (01/04/22 to 30/04/22)



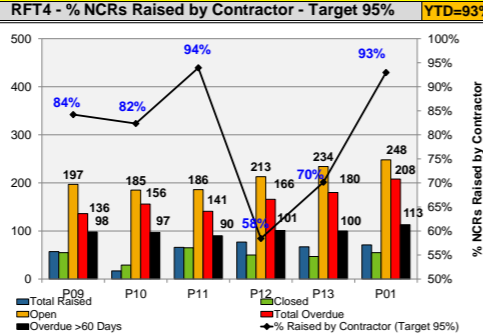
## RIGHT FIRST TIME METRICS (RFT)

### W3 - Quality Performance Index (QPI)

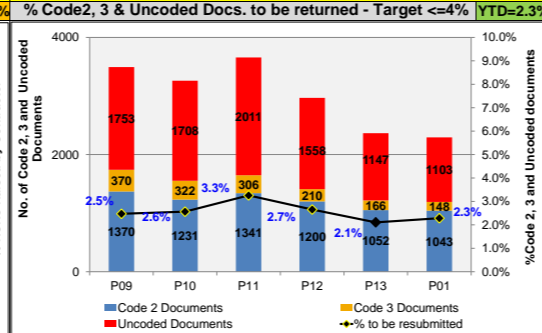
Contract	Sector	P09	P10	P11	P12	P13	P01	Shift
Signalling System	Routeway	1.89	2.14	2.04	2.17	2.17	2.47	▲
Canary Wharf Station (incl.)	Stations (RtL)	2.29	2.29	2.29	2.01	2.06	2.20	▲
Comms and Control Systems	Routeway	2.37	1.97	2.32	2.25	2.22	2.07	▲
Traction Power	Routeway	2.54	2.24	1.94	1.80	1.97	1.83	▲
Systemwide Main Works	Routeway	2.09	2.18	2.09	1.93	2.14	1.80	▲
Paddington Station	Stations (RtL)	1.58	1.81	1.85	1.51	1.59	1.74	▲
Platform Screen Doors	Routeway	2.06	1.93	1.98	1.73	1.66	1.73	▲
Plumstead Maintenance Facility	Routeway	2.15	1.90	1.60	1.90	1.76	1.60	▼
Whitechapel Station	Stations (LUL)	2.24	1.82	2.05	1.90	2.15	1.58	▼
Bond Street Station (Legacy)	Stations (LUL)	1.64	1.39	1.33	1.49	1.49	1.29	▼
Bond Street Station (incl.)	Stations (LUL)	1.64	1.28	1.24	0.93	0.83	1.08	▼
PROGRAMME (QPI TARGET: 2.00)		2.02	1.95	1.89	1.77	1.82	1.76	▼

Shift: Reflects the change from the last standings in the above QPI league table.

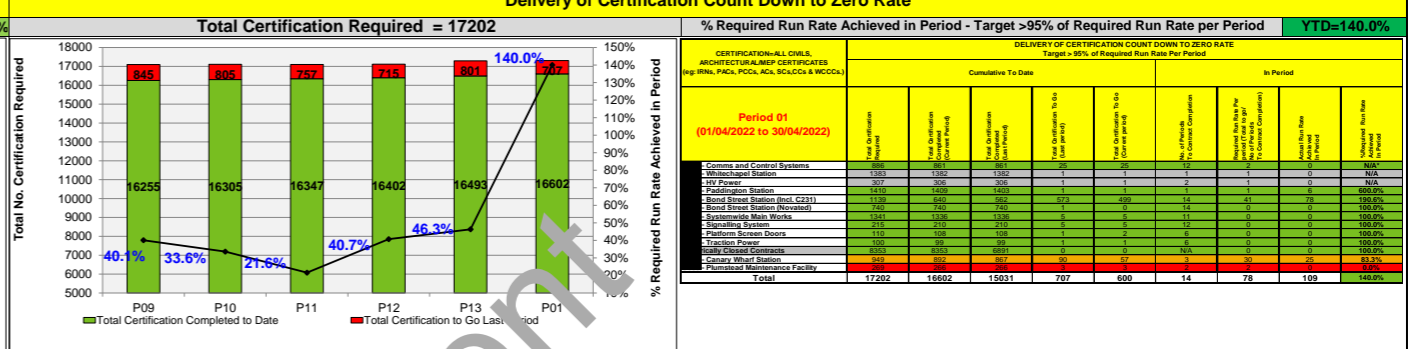
### Non Conformance Reports (NCRs)



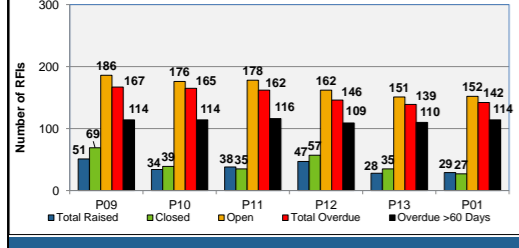
### Code 2, 3 and Uncoded Documents



## Certification of Works



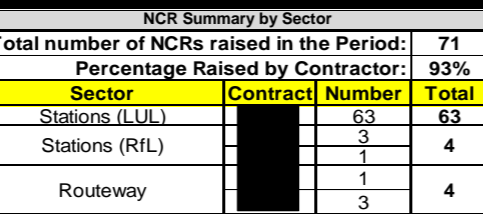
### Request For Information (RFIs)



### NCR Summary by Sector

Sector	Contract	Number	Total
Stations (LUL)		63	63
Stations (RtL)		3	4
Routeway		1	4

### Top 10 NCR Categories



This metric has been introduced to help get all deliverable documents to Code 1 'Accepted' or Code 4 'For Information' which is essential before Handover and Completion. The respective numbers of Code 2, 3 and Un-coded documents is shown above. From P13 to P1 the total for all these has decreased from 2365 to 2294 (down 71). The P1 total of all deliverable documents in eB has decreased by 11870 to 100441.

### Crossrail Management System (CMS) - Review and Update

The required Run Rate Achieved this period is 109 out of 78 (140%) above the Target of >95%. Of the overall 17202 certificates currently identified to date there remains 96.5% overall complete.

## PERFORMANCE

### Executive Summary (RAG to show change)

#### Key Accomplishments in the Period

#### Key Issues in the Period

#### Key Activities Planned for next Period

### RFT2 - % Rework Rate = Rework Cost/ACWP

Period	P09	P10	P11	P12	P13	P01
% Rework Rate	0.30%	0.37%	0.13%	0.36%	0.65%	1.11%

The overall rework rate has increased from 0.65% to 1.11% this period.

Stations rework rate has decreased from 1.00% to 0.84% this period, against a target of 5%.

Routeway rework rate has increased from 0.05% to 1.64% this period, against a target of 2%.

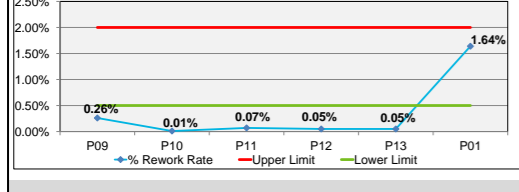
### Contract Rework Cost (£m) - P01

Contract	Rework Cost (£m)	Actual Cost (ACWP) (£m)	%Rework Cost
	0.055	2.18	2.52%
	0.004	0.19	1.81%
	0.053	5.95	0.89%
	0.001	0.18	0.27%
	0.003	1.20	0.25%
	0.000	0.61	0.00%
	0.000	0.00	0.00%
	0.000	0.00	0.00%
	0.000	0.00	0.00%
	0.000	0.00	0.00%
<b>Total</b>	<b>0.12</b>	<b>10.33</b>	<b>1.1%</b>

### Employers' Completion Process - Summary

1) Overall ECP contracts: 46  
ECPs Signed-off Completed: 33 (72%)  
ECP Dispensation granted: 2 (4%)  
Contracts with recent ECP progress: 10 (22%)  
Contracts with no recent ECP progress: 1 (2%)  
Overdue: None

### Systemwide



### NEC3 EMPLOYERS COMPLETION PROCESS (ECP)

NEC3 EMPLOYERS COMPLETION PROCESS (ECP) STATUS UPDATE P01

### NEC3 EMPLOYERS COMPLETION PROCESS (ECP) STATUS UPDATE P01



Note: The ECP report has been developed to better reflect volume of work completed for each contract as against the physical sign-offs.

### Rework Severity - Category 1 NCRs or Recurring Category 2 NCR's and relating QIEP's

There were no instances of a CAT 1 or Recurring CAT 2 NCR this period

### Completion Readiness Assessment Framework (CRAF) League Table

Contract	Closure of CRAF Actions	Completion Readiness and programming	Health and Safety Files	Crossrail Programme Functional Requirements (CPFR)	Engineering Safety Management (ESM) deliverables	Interoperability Regulations/TSI compliance	Gate Impact Reports (GIR)	Data Recording & Corrective Action System (DRACAS)	Crossrail Observations	Planning, Heritage & Highways	Environment	Undertakings and Assurances	Document Control	Assets	3D Models / As Built	O&M Manuals	Technical Training for Infrastructure Managers	Certification of Works including Red-lines	Non-conformance Reports (NCRs) close-out	Site Tour	CRAF2 Original Score	CRAF2 Current Score	% Actions Completed Shift from Last Period	% CRAF Actions Verified as Completed - P01
Signalling System	▲	▲	▲	▲	▲	▲	▲	▲	▲	N/A	▲	▲	▲	▲	▲	▲	▲	▲	▲	▲	1.38	2.33	↑	99%
Paddington Station	▲	▲	▲	▲	▲	▲	▲	▲	▲	▲	▲	▲	▲	▲	▲	▲	▲	▲	▲	▲	1.36	2.31	▲	98%
Plumstead Maintenance Facility	▲	▲	▲	▲	▲	N/A	▲	▲	▲	▲	▲	▲	▲	▲	▲	▲	▲	▲	▲	▲	1.15	2.10	↑	98%
Platform Screen Doors	▲	▲	▲	▲	▲	▲	▲	▲	▲	N/A	N/A	▲	▲	▲	▲	▲	▲	▲	▲	▲	1.61	2.56	▼	97%
Traction Power	▲	▲	▲	▲	▲	▲	▲	▲	▲	▲	▲	▲	▲	▲	▲	▲	▲	▲	▲	▲	1.58	2.53	▼	95%
High Voltage Power	▲	▲	▲	▲	▲	▲	▲	▲	▲	▲	▲	▲	▲	▲	▲	▲	▲	▲	▲	▲	1.53	2.48	▼	95%
White Chapel Station	▲	▲	▲	▲	▲	▲	▲	▲	▲	▲	▲	▲	▲	▲	▲	▲	▲	▲	▲	▲	1.64	2.54	▼	93%
Comms and Control Systems	▲	▲	▲	▲	▲	▲	▲	▲	▲	▲	▲	▲	▲	▲	▲	▲	▲	▲	▲	▲	2.03	2.93	↔	93%
Systemwide Main Works	▲	▲	▲	▲	▲	▲	▲	▲	▲	▲	▲	▲	▲	▲	▲	▲	▲	▲	▲	▲	1.17	2.02	↔	89%
Canary Wharf Station	▲	▲	▲	▲	▲	▲	▲	▲	▲	▲	▲	▲	▲	▲	▲	▲	▲	▲	▲	▲	1.47	2.32	↔	87%
Bond Street Station	▲	▲	▲	▲	▲	▲	▲	▲	▲	▲	▲	▲	▲	▲	▲	▲	▲	▲	▲	▲	1.15	1.15	↔	23%

### 100% CRAF Actions Verified as Completed

